



HEFTY BRAND SEED

HEFTY BRAND SEED - CORN HARVEST REPORT












Plot Name	Sheldon, IA Corn Plot 2021 - 2	Dry Cost	\$0.03
City Closest to Plot	Sheldon	Hefty Location	Sheldon, IA
State	IA	Market \$	\$5.25
Date Planted	04/29/2021	Date Harvested	10/11/2021
Previous Crop	Soybeans		


Plot Top 3 (Yield)			
	Product	Trait	Dry Bu/Ac
1	H5952	VT2P	254.5
2	H5944	SS	251.1
3	H5832	VT2P	249.1




Plot Top 3 (Income)			
	Product	Trait	Net \$
1	H5952	VT2P	\$1,294.13
2	H5432	VT2P	\$1,285.63
3	H5944	SS	\$1,282.87




Notes:

Entry	Brand	Product	Trait	RM	Moisture	Wet Bu/Ac	Dry Bu/Ac	Yield Rank	Net \$	Net Rank
1	Hefty	H5432	VT2P	104	17.2	253.20	248.0	4	\$1,285.63	2
2	Hefty	H5442	VT2P	104	16.9	232.30	228.4	9	\$1,186.08	9
3	Hefty	H5444	SS	104	16.8	234.14	230.5	7	\$1,197.68	7
4	Hefty	H5624	SS	106	18.3	243.86	235.5	5	\$1,213.06	5
5	Hefty	H5812	VT2P	108	17.4	235.01	229.6	8	\$1,188.87	8
6	Hefty	H5832	VT2P	108	18.8	259.67	249.1	3	\$1,279.38	4
7	Hefty	H5944	SS	109	19.7	264.96	251.1	2	\$1,282.87	3
8	Hefty	H5952	VT2P	109	20.5	271.62	254.5	1	\$1,294.13	1
9	Hefty	H6042	VT2P	110	19.8	247.98	234.7	6	\$1,198.38	6
10	Hefty	H6244	SS	112	22.5	242.51	220.6	10	\$1,108.52	10

	Border Corn Mix	0.168 ac		H5444 SS	0.109 ac		H5832 VT2 PRO	0.106 ac		H6042 VT2 PRO	0.101 ac
	H5432 VT2 PRO	0.306 ac		H5624 SS	0.108 ac		H5944 SS	0.104 ac		H6244 SS	0.188 ac
	H5442 VT2 PRO	0.109 ac		H5812 VT2 PRO	0.108 ac		H5952 VT2 PRO	0.104 ac			



	258.8 - 324.3	0.125 ac
	235.9 - 258.8	0.312 ac
	220.6 - 235.9	0.222 ac

	198.9 - 220.6	0.199 ac
	162.1 - 198.9	0.176 ac
	52.69 - 162.1	0.095 ac

